

# 2<sup>ND</sup> ODENSE SPRING MEETING

Molecular Imaging & DiaPeutics in Cancers and Inflammatory Disorders

Provisional Program

April 11 - 13 2016

## MONDAY 11 April 2016

### 09.00 – 10.00 Registration

### 10.00 – 11.15 Opening Lectures

Hybrid Imaging: Past, Present and Future – Prof. Habib Zaidi, Geneva

Molecular Imaging in Cancer: The Challenges – Prof. Gordon McVie, Milan and Bristol (to be confirmed)

Molecular Imaging in Inflammation: The Challenges – Dr. Søren Hess, Odense

### 11.00 – 11.30 Break with Refreshments

### 11.30 – 13.00 PET in Arteriosclerosis

The Clinical Challenges – Prof. Jagat Narula, New York

Molecular Imaging Approaches – Prof. Poul Højlund-Carlsen, Odense

Arterial Markers – Prof. Lars Melholt Rasmussen, Odense

### 13.00 – 14.15 Lunch and Poster Exhibition

### 14.15 – 15.45 PET in Multiple Myeloma

Clinical Challenges – Prof. Niels Abildgaard, Odense


Molecular Imaging in MM – Dr. June Zhu, Hong Kong

The Italian Initiative – Prof. Andrea Gallamini, Nice

A Danish Alternative – Dr. Brian Østergaard, Odense

### 15.45 – 16.00 Refreshments

### 19.00 Official Opening Ceremony (Odense City Hall)



# 2<sup>ND</sup> ODENSE SPRING MEETING

Molecular Imaging & DiaPeutics in Cancers and Inflammatory Disorders

Provisional Program

April 11 - 13 2016

## THUESDAY 12 APRIL 2016

### 09:00 – 10:15 **DiaPeutics in Cancer – Part I**

Molecular DiaPeutics in Cancer: The Options – Prof. Poul Højlund-Carlsen, Odense  
Cancer Cells vs Cancer Stem Cells – Prof. Jan Mollenhauer, Odense  
Specific PSMA Imaging – Prof. Lars Jelstrup, Aalborg

### 10:15 – 10:45 **Break with Refreshments**

### 10:45 – 12:15 **DiaPeutics in Cancer – Part II**

$\beta$ -emitter Therapy: State of the Art – Prof. Sandip Basu, Mumbai  
 $\alpha$ -emitter Therapy: State of the Art – Prof. Hossein Jadvar, Los Angeles  
Auger-emitter Therapy: State of the Art – Dr. H. Thisgaard/Dr. Birgitte Olsen, Odense  
Endogenous Nanoparticle Approaches – Prof. David Needham, Odense & Durham

### 12:15 – 13:15 **Lunch and Poster Exhibition**

### 13:15 – 14:15 **Molecular Imaging in Inflammation I**


Clinical Challenges in RA – Prof. Torkell Ellingsen, Odense  
Clinical Challenges in Vasculitis – Dr. Helle Laustrup, Odense  
PET in Vasculitis – Dr. Søren Hess, Odense

### 14:15 – 14:45 **Break with Refreshments**

### 14:45 – 16:30 **Molecular Imaging in Inflammation II**

The Clinical Challenges – Prof. Niels Qvist, Odense  
The pediatrician's point of view – Dr. Rasmus Gaardskær Nielsen, Odense  
The PET Approach – Dr. Søren Hess, Esbjerg  
Aortic aneurysms and inflammation – Prof. Jes Lindholt, Odense  
Small Animal Models – Dr. Grith Lykke Sørensen/Prof. Uffe Holmskov, Odense

### 19:00 **Welcome Drink and Dinner (Restaurant North Atlantic)**



# 2<sup>ND</sup> ODENSE SPRING MEETING

Molecular Imaging & Diagnostics in Cancers and Inflammatory Disorders

Provisional Program

April 11 - 13 2016

## WEDNESDAY 13 APRIL 2016

### 09:00 – 10:45 Instrumentation

PET Improvements – Dr. Poul-Erik Braad, Odense  
From PET/CT to PET/MRI – Prof. George Loudos, Athens  
PET/Hyperpolarized MRSI: Dual modality Molecular Imaging – Dr. Adam Espe Hansen, Copenhagen  
MRI-Guided Attenuation Correction in PET/MRI – Prof. Habib Zaidi, Geneva  
Small Animal PET/MRI – Prof. George Loudos, Athens

### 10:45 – 11:15 Break with Refreshments


### 11:15 – 13:00 Quantification

PET metrics for monitoring and predicting response in oncology – Prof. Adriaan Lammertsma, Amsterdam  
Segmentation Challenges – Dr. Tram Nguyen, Odense  
Strategies for partial volume correction in PET – Dr. Charalampas Tsoumpas, Leeds  
Motion Correction in PET/CT and PET/MRI – Dr. Charalampas Tsoumpas, Leeds  
Parametric PET Imaging – Prof. Adriaan Lammertsma, Amsterdam

### 13:00 – 13:15 Short break

### 13:15 – 13:45 Abass Alavi Honorary Lecture

PET in Personalised Medicine – Dr. Malene Fischer, Copenhagen



Thanks for this time, hope to see you again in 2018